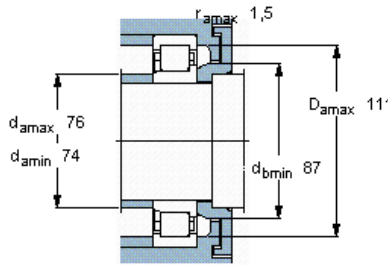
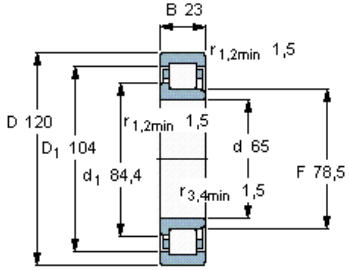
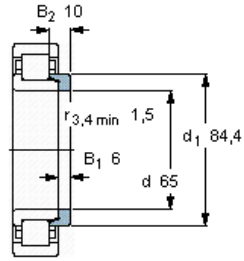


Cylindrical roller bearings, single row

Principal dimensions			Basic load ratings		Designation	Angle ring
d	D	B	dynamic C	static C0	<b>* SKF Explorer bearing</b>	Designation
mm			kN		-	-
<b>65</b>	120	23	122	118	NJ 213 ECJ *	HJ 213 EC



**Calculation factors**  
 $k_r$  0,15  
 $e$  0,2     $\gamma$  0,6



HJ 213 EC  
 Mass kg 0,12